



**THIRD SPACE
LEARNING**

Parallel Lines Worksheet

Geometry

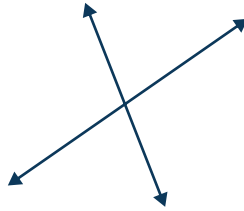
Grades 4 to 5

Questions

Name:

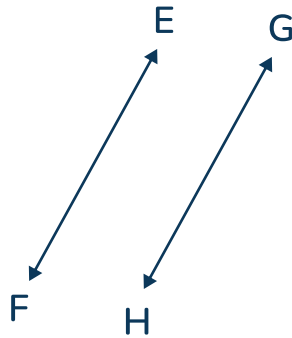
Date:

- 1 Look at the image of lines AB and CD. Do these lines appear to be parallel?



Answer

- 2 Do line EF and line GH appear to be parallel?



Answer

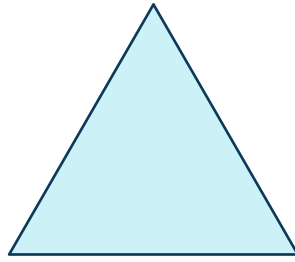
- 3 Highlight any sets of parallel lines in the rectangle.



Answer


Parallel Lines Worksheet | Grades 4 to 5

- 4 Look at the triangle. Are there any sets of parallel lines?



Answer

- 5 Find a set of parallel lines in the door.



Answer

- 6 Draw two parallel lines.


Answer

- 7 Draw two lines that are not parallel.

Answer


Parallel Lines Worksheet | Grades 4 to 5

- 8 Identify parallel lines in the image of the window.



Answer

- 9 Are the lines in the image of the road parallel?



Answer

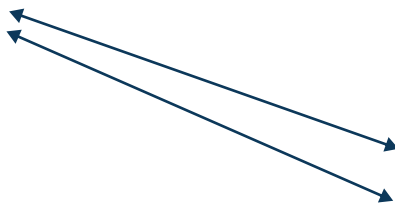
- 10 Highlight any sets of parallel lines in the square.



Answer

Parallel Lines Worksheet | Grades 4 to 5

- 11 Are the two lines in the image parallel?




Answer

- 12 Draw a shape that has at least one set of parallel lines.


Answer

- 13 Find a set of parallel lines in the image of the bookshelf.



Answer

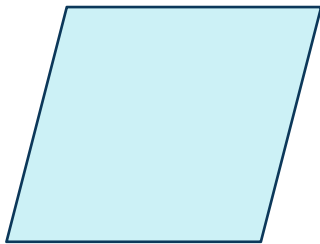
- 14 Are the railroad tracks in the image parallel?



Answer


Parallel Lines Worksheet | Grades 4 to 5

- 15 Do the opposite sides of a parallelogram appear to be parallel?



Answer

- 16 Identify all sets of parallel lines in the trapezoid.




Answer

- 17 Draw a rectangle and mark the parallel lines.

Answer

- 18 Are the opposite sides of a book parallel?




Answer

- 19 Are the legs of the table in the image parallel?



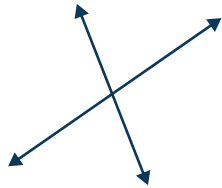
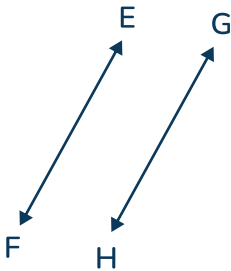

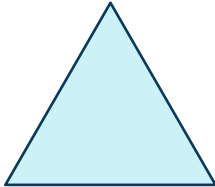
Answer

20 Identify the parallel lines in the picture of the brick wall.






Answer


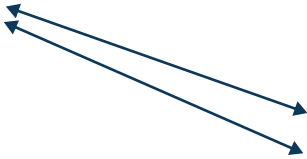

Answers

Question number	Question	Answers	Standard
1	Look at the image of lines AB and CD. Do these lines appear to be parallel? 	No	4.G.A.1
2	Do line EF and line GH appear to be parallel? 	Yes	4.G.A.1
3	Highlight any sets of parallel lines in the rectangle. 	Opposite sides are parallel; Top and bottom lines; Left and right lines	4.G.A.1
4	Look at the triangle. Are there any sets of parallel lines? 	No	4.G.A.1


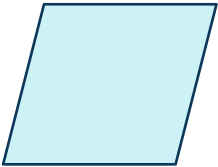


Parallel Lines Worksheet | Grades 4 to 5 | Answers

Question number	Question	Answers	Standard
5	Find a set of parallel lines in the door. 	Any pair of the vertical sides or pair of horizontal sides of the door or panels.	4.G.A.1
6	Draw two parallel lines.	Student should draw two parallel lines	4.G.A.1
7	Draw two lines that are not parallel.	Student should draw two lines crossing at any angle	4.G.A.1
8	Identify parallel lines in the image of the window. 	Any pair of the vertical sides or pair of horizontal sides of the window frame or window panes.	4.G.A.1
9	Are the lines in the image of the road parallel? 	Yes	4.G.A.1



Parallel Lines Worksheet | Grades 4 to 5 | Answers

Question number	Question	Answers	Standard
10	<p>Highlight any sets of parallel lines in the square.</p> 	Opposite sides are parallel; Top and bottom lines; Left and right lines	4.G.A.1
11	<p>Are the two lines in the image parallel?</p> 	No	4.G.A.1
12	<p>Draw a shape that has at least one set of parallel lines.</p>	Student should draw a square, rectangle, parallelogram, trapezoid, regular hexagon or regular octagon	4.G.A.1
13	<p>Find a set of parallel lines in the image of the bookshelf.</p> 	<p>The shelves are parallel to one another, and the sides of the bookcases are parallel to one another. Also the top and bottom of the books, and sides of the books are parallel. Any pair of opposite sides; any pair of lines drawn in the same direction.</p>	4.G.A.1

Parallel Lines Worksheet | Grades 4 to 5 | Answers

Question number	Question	Answers	Standard
14	<p>Are the railroad tracks in the image parallel?</p> 	Yes	4.G.A.1
15	<p>Do the opposite sides of a parallelogram appear to be parallel?</p> 	Yes	4.G.A.1
16	<p>Identify all sets of parallel lines in the trapezoid.</p> 	The top and bottom lines are parallel	4.G.A.1
17	<p>Draw a rectangle and mark the parallel lines.</p>	Students should draw a rectangle and mark the pairs of parallel lines.	4.G.A.1
18	<p>Are the opposite sides of a book parallel?</p> 	Yes	4.G.A.1

Parallel Lines Worksheet | Grades 4 to 5 | Answers




Question number	Question	Answers	Standard
19	<p>Are the legs of the table in the image parallel?</p> 	Yes, the legs of the table are parallel.	4.G.A.1
20	<p>Identify the parallel lines in the picture of the brick wall.</p> 	The horizontal lines between the rows of bricks are parallel, and the vertical lines of the bricks are parallel.	4.G.A.1

Do you have a group of students who need a boost in math?

Each student could receive a personalized lesson every week from our specialist one-on-one math tutors.

- ✓ Differentiated instruction for each student
- ✓ Aligned to your state's standard
- ✓ Scaffolded learning to close gaps

Speak to us

-  thirdspacelearning.com/us/
-  (929) 298-4593
-  hello@thirdspacelearning.com



THIRD SPACE
LEARNING