



**THIRD SPACE
LEARNING**

Types of Quadrilaterals Worksheet

Geometry

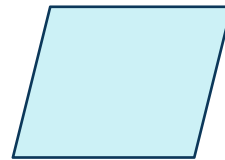

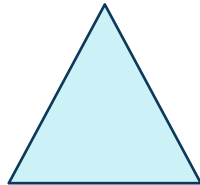

Grades 4 to 5

Skill Questions

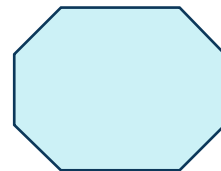
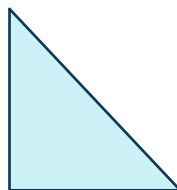

Name:

Date:


- 1 Circle the quadrilateral(s).



- 2 Circle the quadrilateral(s).

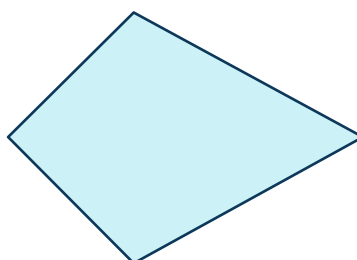


- 3 What type of quadrilateral is shown below?



Answer


- 4 What type of quadrilateral is shown below?



Answer

Types of Quadrilaterals Worksheet | Grades 4 to 5

5 Circle the attributes that describe the quadrilateral below.



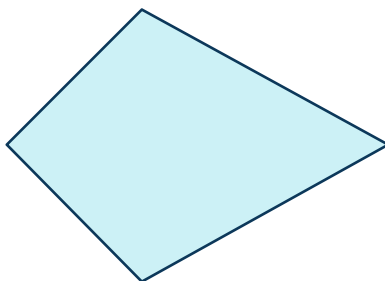
2 pairs of equal
sides

4 equal angles

2 pairs of
parallel lines

One line of
symmetry

6 Circle the attributes that describe the quadrilateral below.




4 equal sides

1 pair of equal
angles

2 pairs of
parallel lines

Two lines of
symmetry

7 Circle the attributes that describe the quadrilateral below.



4 equal sides

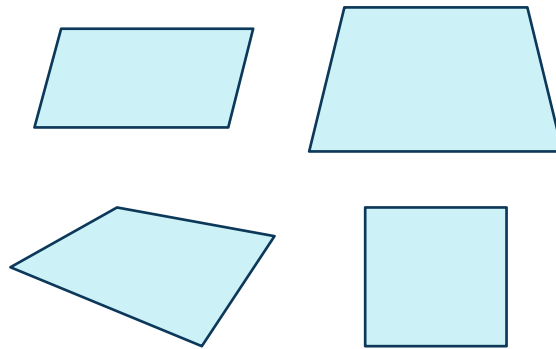
4 equal angles

2 pairs of
parallel lines

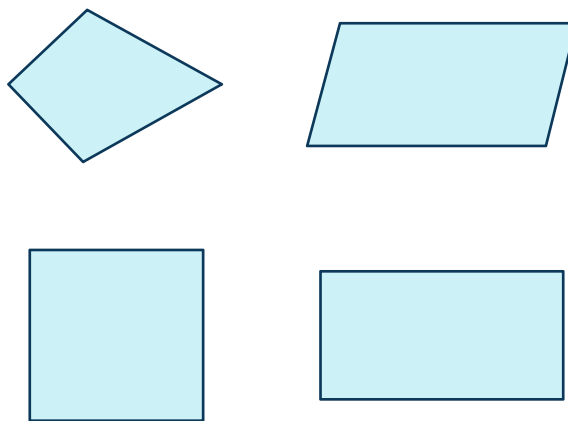
One line of
symmetry

Types of Quadrilaterals Worksheet | Grades 4 to 5

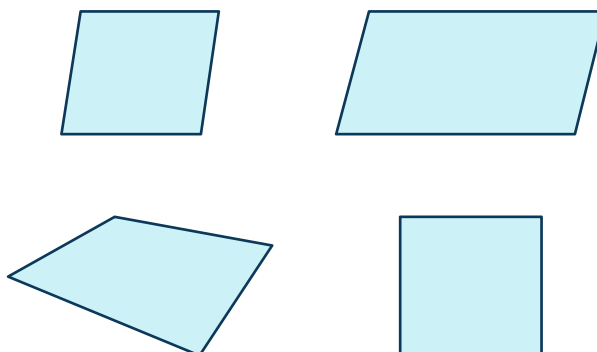
8 Circle the shape(s) that can be classified as a trapezoid.



9 Circle the shape(s) that can be classified as a parallelogram.



10 Circle the shape(s) that can be classified as a square.



Applied Questions

11 Kaleb described a shape with the following attributes:

- Four equal sides
- Each pair of opposite sides are parallel
- Two opposite pairs of equal sides

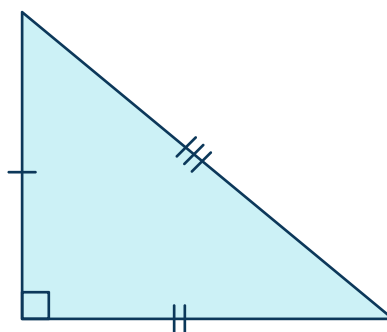
Which type of shape was Kaleb describing?

Answer

12 Roxie drew a figure on the front of her notebook that has four equal sides and four equal angles. What shape did Roxie draw?

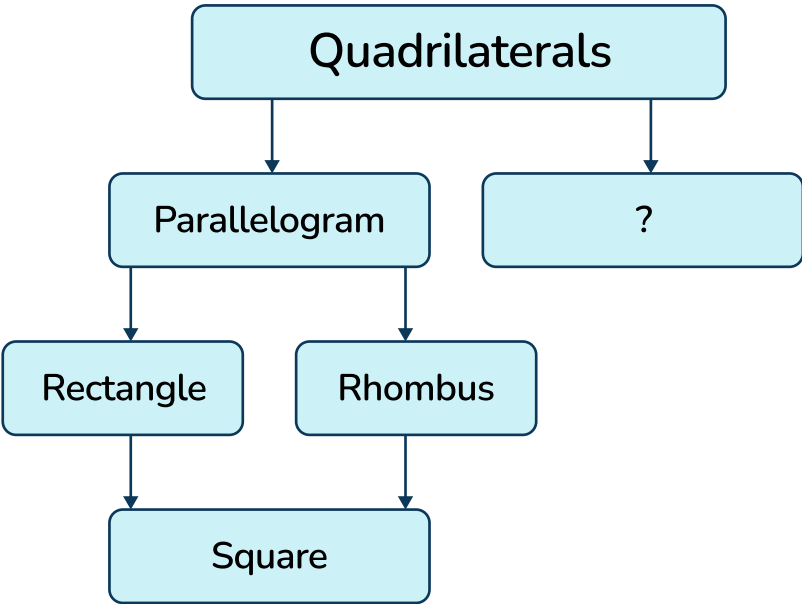
Answer

13 List the different ways this triangle could be classified.



Answer



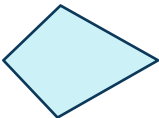
14 Matt is making a diagram that lists quadrilaterals.



What is the name of the subset of quadrilaterals that Matt missed?

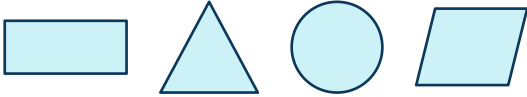
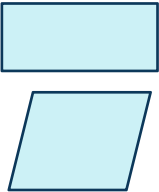
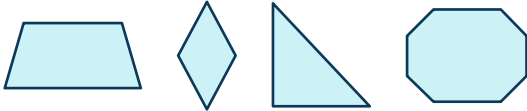
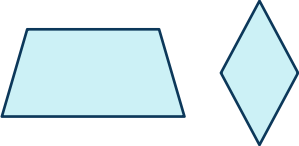

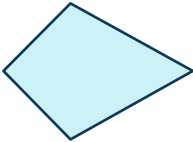

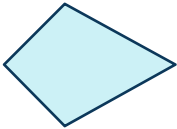
Answer

15 Meredith created a table to list the attributes of different shapes. What mistake(s) did Meredith make?


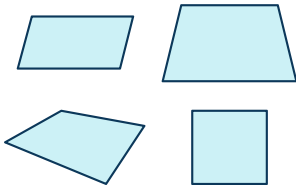
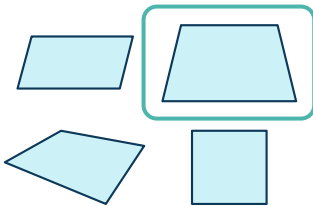
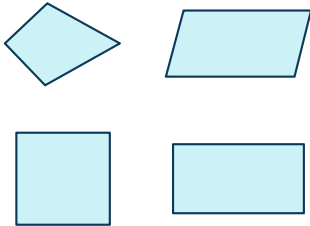
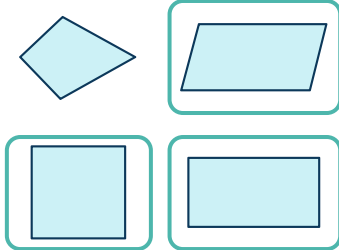
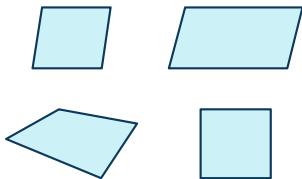
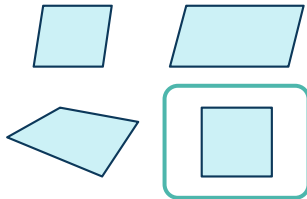
	Quadrilateral	Parallelogram	Polygon
	✓	✓	✓
			✓
	✓	✓	✓

Answer

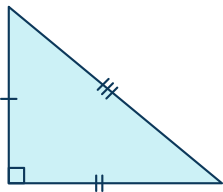
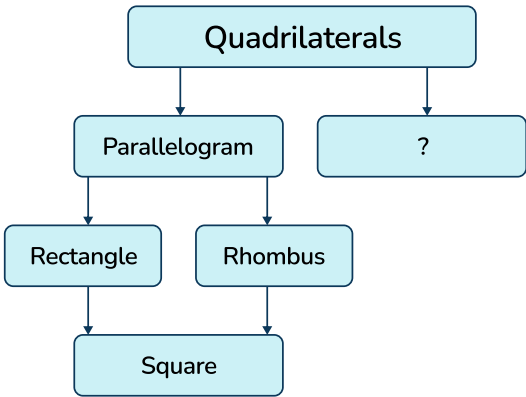









Answers

Question number	Question	Answers	Standard
1	Circle the quadrilateral(s). 		4.G.A.2
2	Circle the quadrilateral(s). 		4.G.A.2
3	What type of quadrilateral is shown below? 	Square	4.G.A.2
4	What type of quadrilateral is shown below? 	Kite	4.G.A.2
5	Circle the attributes that describe the quadrilateral below.  2 pairs of equal sides 4 equal angles 2 pairs of parallel lines One line of symmetry	<div>2 pairs of equal sides</div> <div>4 equal angles</div> <div>2 pairs of parallel lines</div> <div>One line of symmetry</div>	5.G.B.3
6	Circle the attributes that describe the quadrilateral below.  4 equal sides 1 pair of equal angles 2 pairs of parallel lines Two lines of symmetry	<div>4 equal sides</div> <div>1 pair of equal angles</div> <div>2 pairs of parallel lines</div> <div>Two lines of symmetry</div>	5.G.B.3

Types of Quadrilaterals Worksheet | Grades 4 to 5 | Answers

Question number	Question	Answers	Standard
7	<p>Circle the attributes that describe the quadrilateral below.</p>  <p>4 equal sides 4 equal angles 2 pairs of parallel lines One line of symmetry</p>	<p>4 equal sides</p> <p>4 equal angles</p> <p>2 pairs of parallel lines</p> <p>One line of symmetry</p>	5.G.B.3
8	<p>Circle the shape(s) that can be classified as a trapezoid.</p> 		5.G.B.4
9	<p>Circle the shape(s) that can be classified as a parallelogram.</p> 		5.G.B.4
10	<p>Circle the shape(s) that can be classified as a square.</p> 		5.G.B.4
11	<p>Kaleb described a shape with the following attributes:</p> <ul style="list-style-type: none"> • Four equal sides • Each pair of opposite sides are parallel • Two opposite pairs of equal sides <p>Which type of shape was Kaleb describing?</p>	Rhombus	4.G.A.2

Types of Quadrilaterals Worksheet | Grades 4 to 5 | Answers




Question number	Question	Answers	Standard																
12	Roxie drew a figure on the front of her notebook that has four equal sides and four equal angles. What shape did Roxie draw?	Square	4.G.A.2																
13	List the different ways this triangle could be classified. 	Right triangle Scalene triangle	5.G.B.3																
14	Matt is making a diagram that lists quadrilaterals.  What is the name of the subset of quadrilaterals that Matt missed?	Trapezoid	5.G.B.3																
15	Meredith created a table to list the attributes of different shapes. <table border="1" data-bbox="336 1684 865 1951"> <thead> <tr> <th></th><th>Quadrilateral</th><th>Parallelogram</th><th>Polygon</th></tr> </thead> <tbody> <tr> <td></td><td>✓</td><td>✓</td><td>✓</td></tr> <tr> <td></td><td></td><td></td><td>✓</td></tr> <tr> <td></td><td>✓</td><td>✓</td><td>✓</td></tr> </tbody> </table> What mistake(s) did Meredith make?		Quadrilateral	Parallelogram	Polygon		✓	✓	✓				✓		✓	✓	✓	Meredith marked a kite as a parallelogram and the circle as a polygon.	5.G.B.4
	Quadrilateral	Parallelogram	Polygon																
	✓	✓	✓																
			✓																
	✓	✓	✓																

Do you have a group of students who need a boost in math?

Each student could receive a personalized lesson every week from our specialist one-on-one math tutors.

- ✓ Differentiated instruction for each student
- ✓ Aligned to your state's standard
- ✓ Scaffolded learning to close gaps

Speak to us

-  thirdspacelearning.com/us/
-  +1 929-298-4593
-  hello@thirdspacelearning.com



THIRD SPACE
LEARNING