



**THIRD SPACE
LEARNING**

Line Segment Worksheet

Geometry

Grades 4 to 5

Skill Questions

Name:

Date:

- 1 Draw a line segment and label it AB.

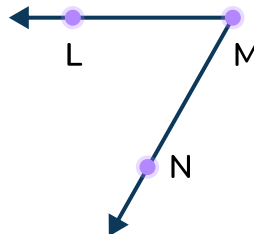
Answer

- 2 Does the figure show a line segment?



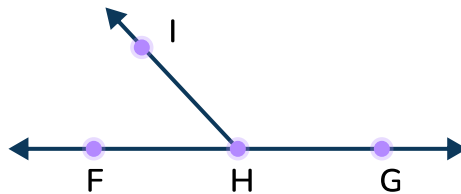
Answer

- 3 Name the line segments shown on the figure below.



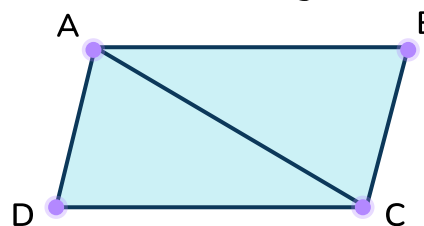
Answer

- 4 Name the line segments shown on the figure below.



Answer

- 5 Name the line segments shown on the figure below.



Answer

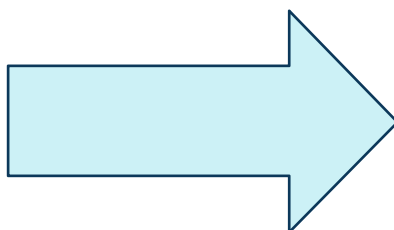
Line Segment Worksheet | Grades 4 to 5

- 6 Name the line segments shown on the figures below.



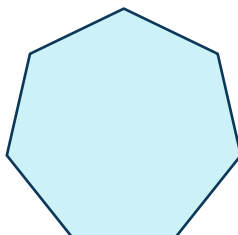
Answer

- 7 How many line segments are present on the shape shown?



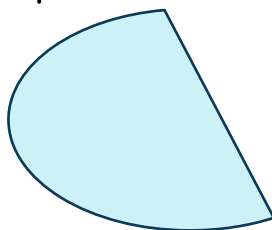
Answer

- 8 How many line segments are present on the shape shown?




Answer

- 9 How many line segments are present on the shape shown?



Answer

- 10 How many line segments are present on the shape shown?



Answer

Applied Questions


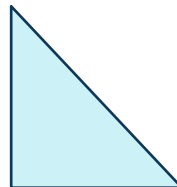
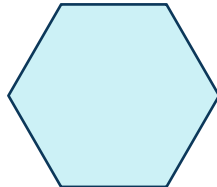

- 11 Mrs. Richards drew the figure below. Sarah says it's a line segment because it has a point. Serene says it's a ray because there is only 1 point and a line segment needs two points.



Who is correct?

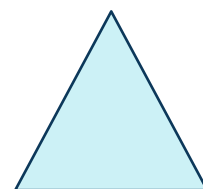

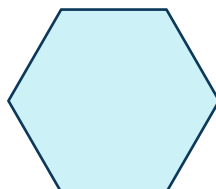

Answer

- 12 Which shape is made up of exactly 3 line segments?



Answer

- 13 Which shape has 6 line segments?



Answer

- 14 Draw a shape with 5 line segments and label the points on the shape.



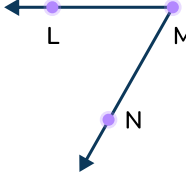
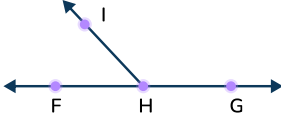
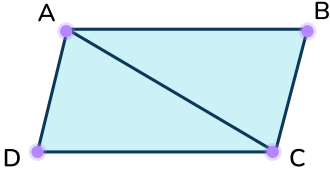

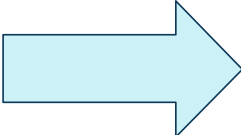
Answer

- 15 Given line segment LK, point N is the midpoint. LN measures 26 inches. What is the length of the line segment LK?

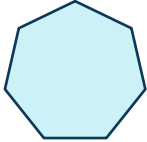
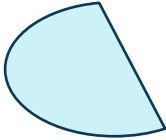



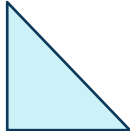
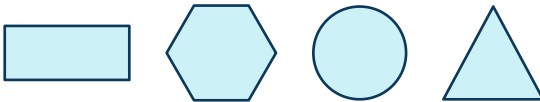
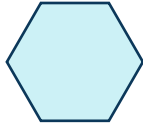


Answer

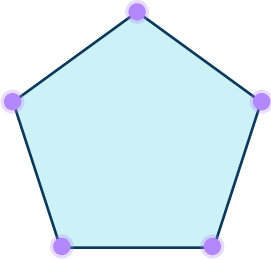
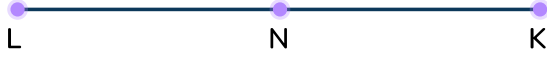
Answers

Question number	Question	Answers	Standard
1	Draw a line segment and label it AB.		4.G.A.1
2	Does the figure show a line segment? 	No, the figure shown is a line.	4.G.A.1
3	Name the line segments shown on the figure below. 	LM, MN	4.G.A.1
4	Name the line segments shown on the figure below. 	FH, GH, HI, FG	4.G.A.1
5	Name the line segments shown on the figure below. 	AB, BC, CD, AD, AC	4.G.A.1
6	Name the line segments shown on the figures below. 	OP, QR	4.G.A.1
7	How many line segments are present on the shape shown? 	7 line segments	4.G.A.1

Line Segment Worksheet | Grades 4 to 5 | Answers

Question number	Question	Answers	Standard
8	How many line segments are present on the shape shown? 	7 line segments	4.G.A.1
9	How many line segments are present on the shape shown? 	1 line segments	4.G.A.1
10	How many line segments are present on the shape shown? 	12 line segments	4.G.A.1
11	Mrs. Richards drew the figure below. Sarah says it's a line segment because it has a point. Serene says it's a ray because there is only 1 point and a line segment needs two points.  A Who is correct?	Serene is correct. For this to be a line segment, there needs to be another point on the line.	4.G.A.1
12	Which shape is made up of exactly 3 line segments? 		4.G.A.1
13	Which shape has 6 line segments? 		4.G.A.1

Line Segment Worksheet | Grades 4 to 5 | Answers




Question number	Question	Answers	Standard
14	Draw a shape with 5 line segments and label the points on the shape.	<p>Answers will vary. The student should draw a shape with 5 lines and 5 points.</p>  <p>Example</p>	4.G.A.1
15	<p>Given line segment LK, point N is the midpoint. LN measures 26 inches. What is the length of the line segment LK?</p> 	52 inches	4.G.A.1

Do you have a group of students who need a boost in math?

Each student could receive a personalized lesson every week from our specialist one-on-one math tutors.

- ✓ Differentiated instruction for each student
- ✓ Aligned to your state's standard
- ✓ Scaffolded learning to close gaps

Speak to us

-  thirdspacelearning.com/us/
-  +1 929-298-4593
-  hello@thirdspacelearning.com



THIRD SPACE
LEARNING