

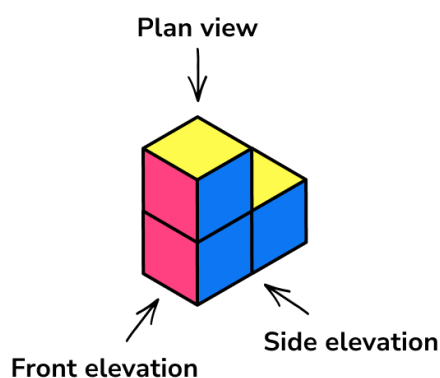
Plans and elevations -Worksheet

Skill

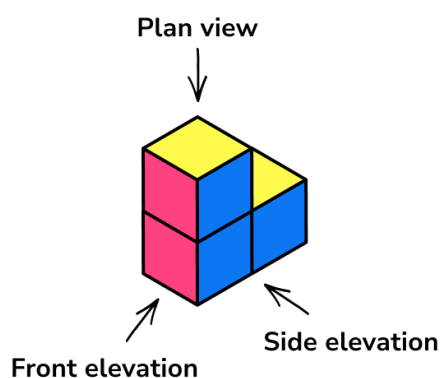
Group A - Simple shapes made from cubes

Accurately draw:

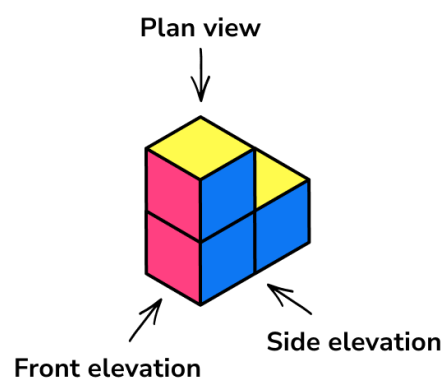
1) Plan view



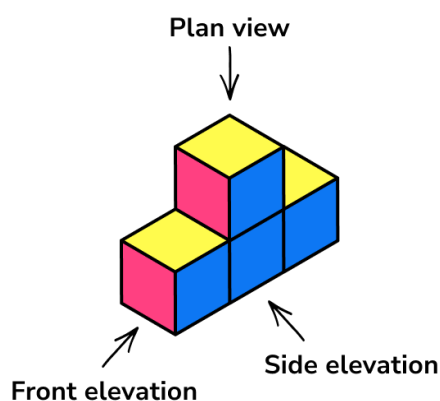
2) Front elevation



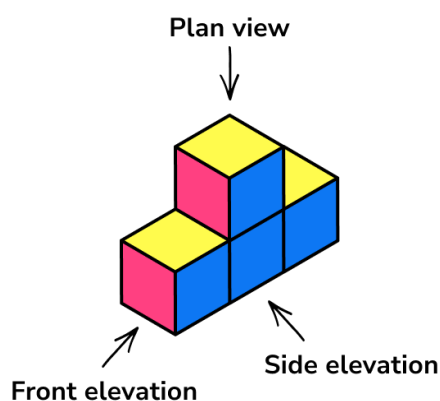
3) Side elevation



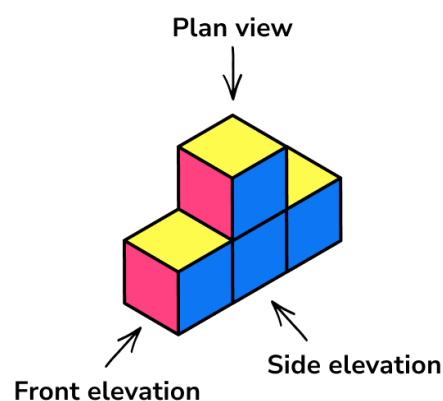
4) Plan view



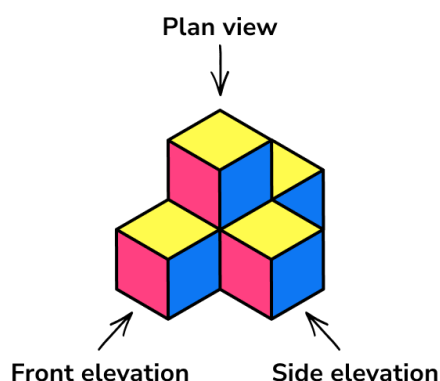
5) Front elevation



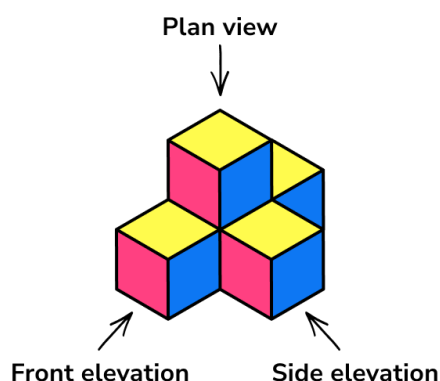
6) Side elevation



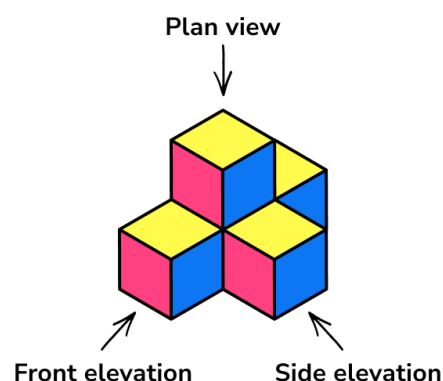
7) Plan view



8) Front elevation



9) Side elevation

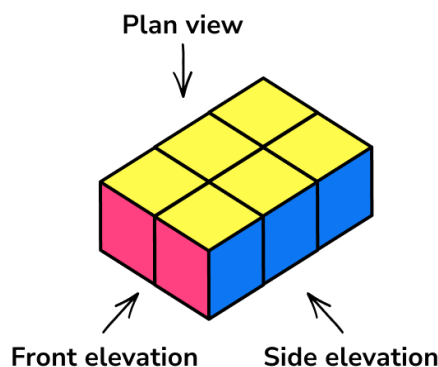


Plans and elevations -Worksheet

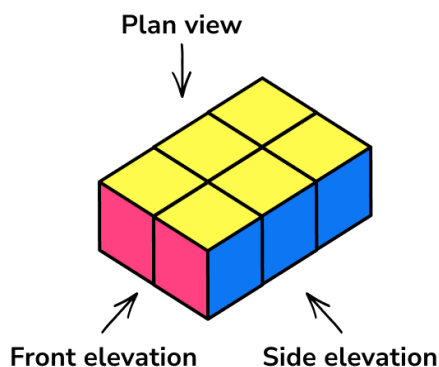
Group B - Cuboids

Accurately draw:

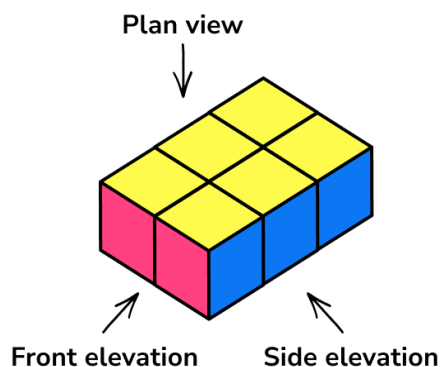
1) Plan view



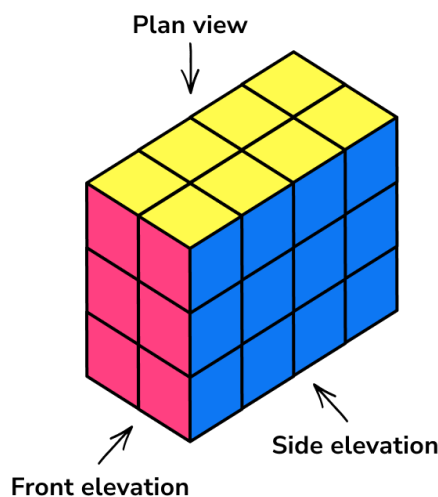
2) Front elevation



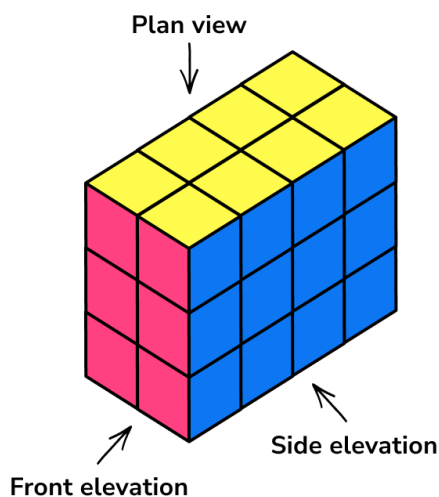
3) Side elevation



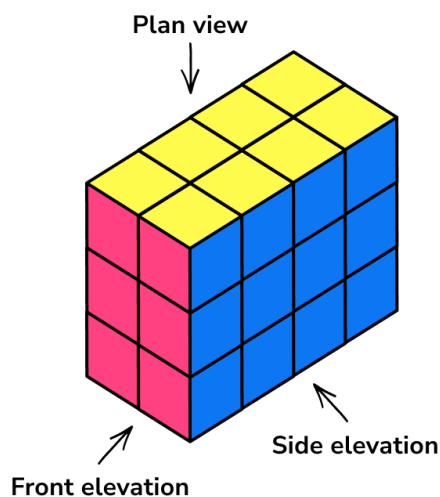
4) Plan view



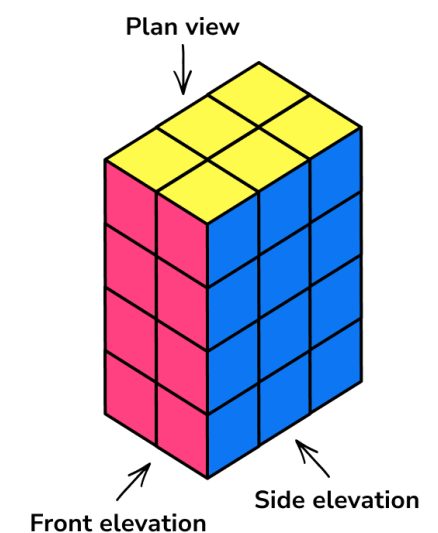
5) Front elevation



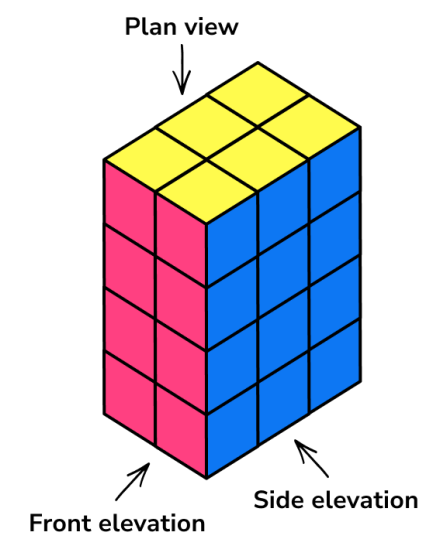
6) Side elevation



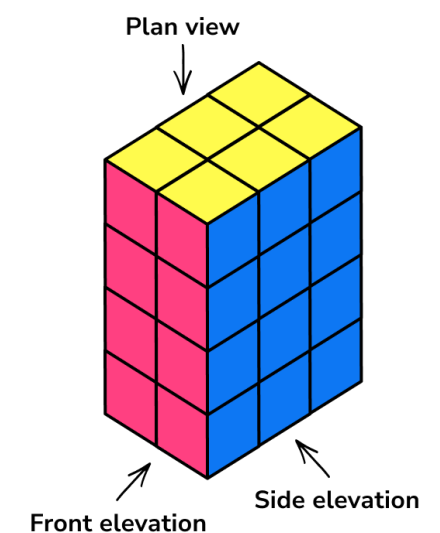
7) Plan view



8) Front elevation



9) Side elevation

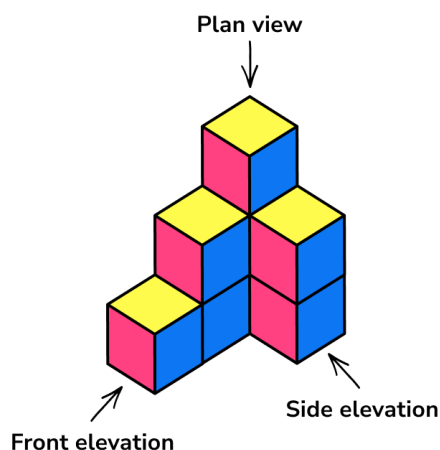


Plans and elevations -Worksheet

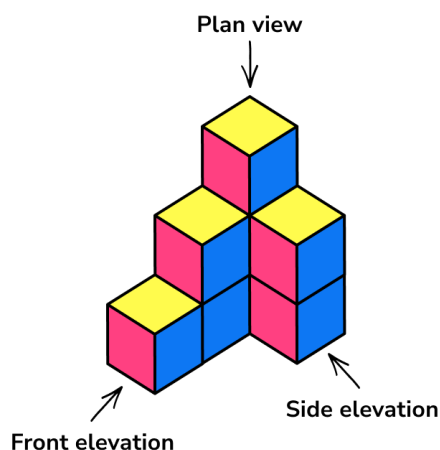
Group C - More complex shapes

Accurately draw:

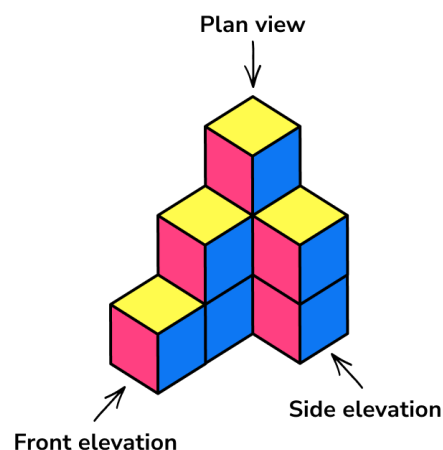
1) Plan view



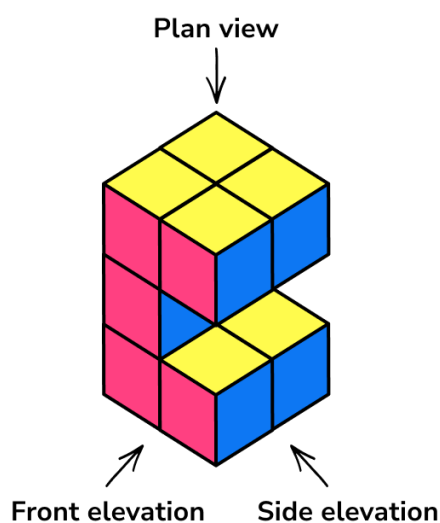
2) Front elevation



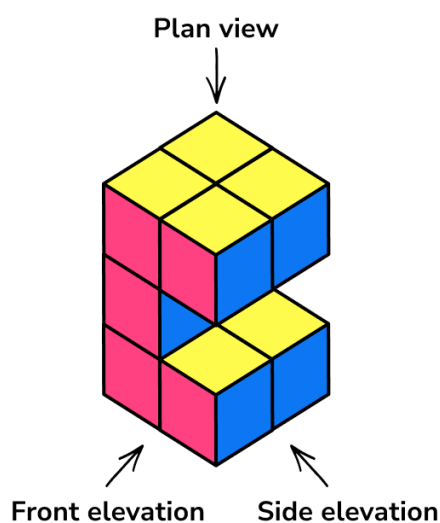
3) Side elevation



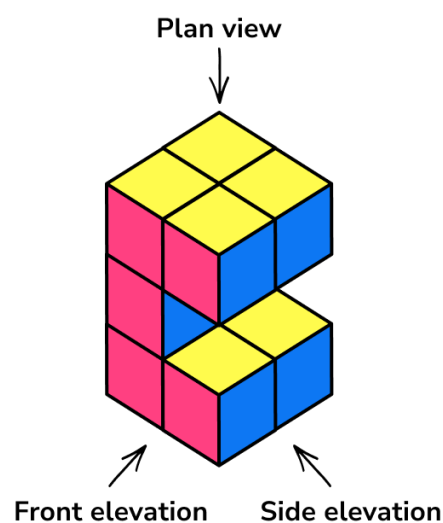
4) Plan view



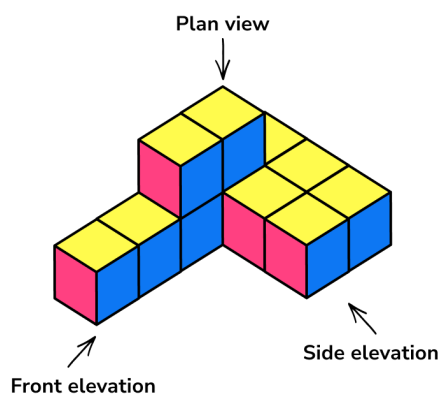
5) Front elevation



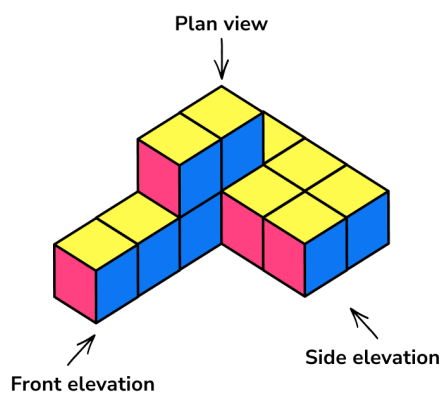
6) Side elevation



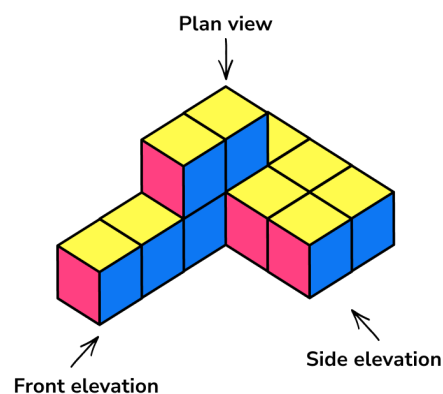
7) Plan view



8) Front elevation



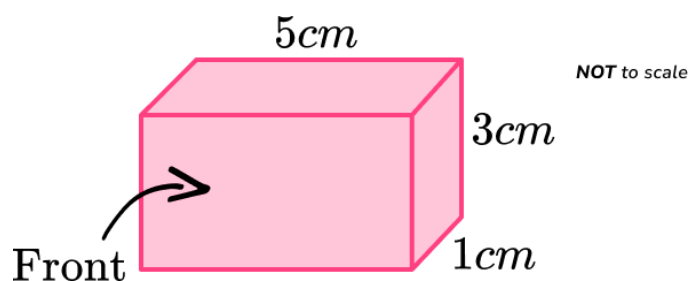
9) Side elevation



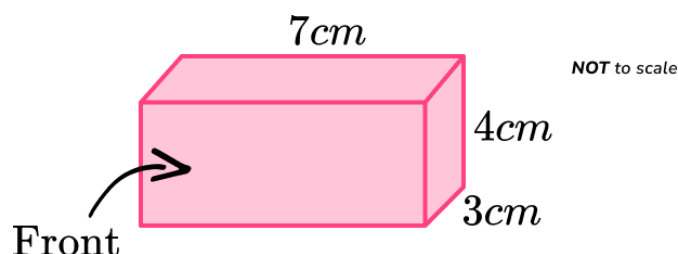
Plans and elevations -Worksheet

Applied


- 1) (a) Accurately draw the plan, front elevation and side elevation of this cuboid.



- (b) Accurately draw the plan, front elevation and side elevation of this cuboid.




- 2) (a) The plan, front elevation and side elevation of a 3D shape are all the same, a square.



What is the name of the 3D shape?

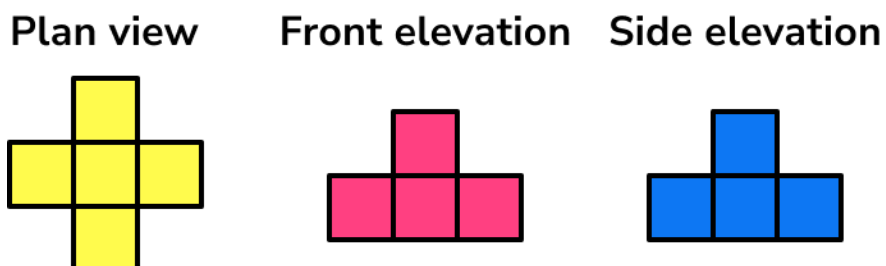
- (b) The plan, front elevation and side elevation of a 3D shape are all the same, a circle.



What is the name of the 3D shape?

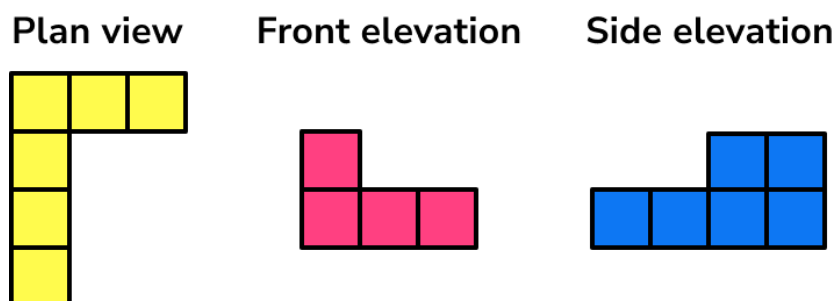
Plans and elevations -Worksheet

- 3) (a) The plan, front elevation and side elevation of a 3D shape are below.



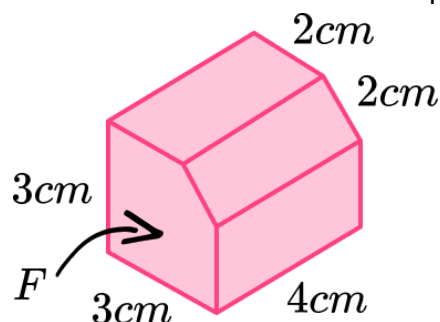
How many cubes are needed to make the 3D shape?

- (b) The plan, front elevation and side elevation of a 3D shape are below.

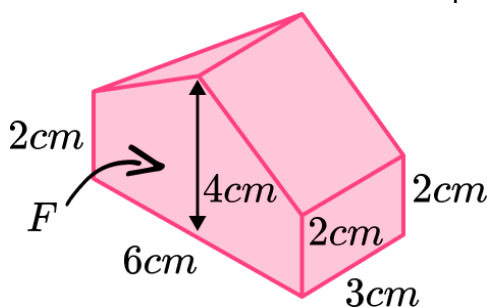


How many cubes are needed to make the 3D shape?

- 4) (a) Draw accurately the front and side elevations of this shape.



- (b) Draw accurately the front and side elevations of this shape.



Plans and elevations - Exam Questions

- 1) The front elevation, side elevation and plan view of a solid are shown.



Which of these solids corresponds to the views? Circle your answer.

Cylinder

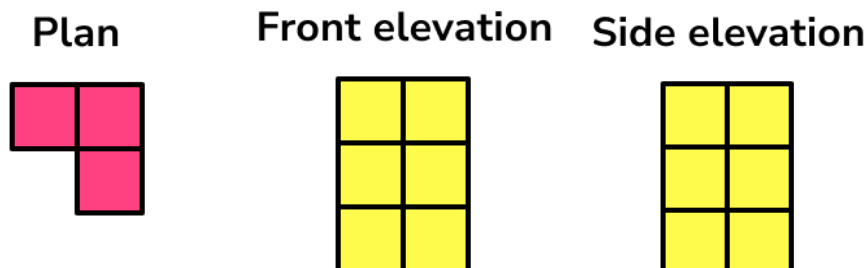
Cuboid

Cone

Sphere

(1 mark)

- 2) The plan view, front elevation and side elevation of a solid are shown.



How many cubes are used to make the solid? Circle your answer.

6

9

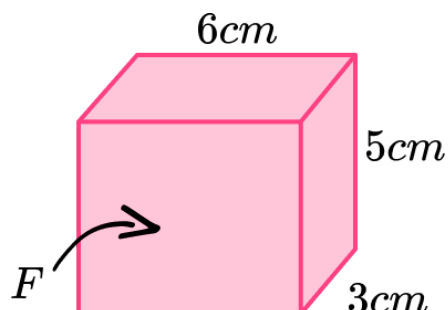
12

15


(1 mark)

Plans and elevations - Exam Questions

- 3) The diagram shows a cuboid.



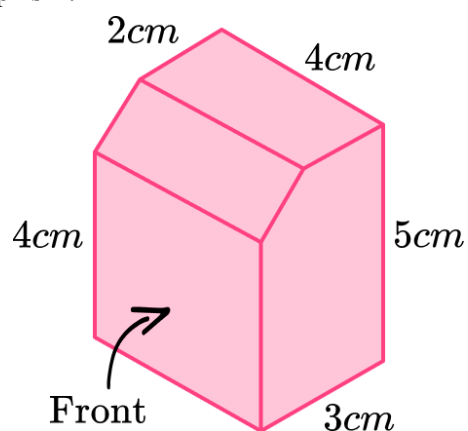
On the centimetre grid draw accurately the plan of the cuboid.



(2 marks)


Plans and elevations - Exam Questions

- 4) The diagram shows a prism.




On the centimetre grid draw accurately the front elevation and the side elevation.

Front Elevation

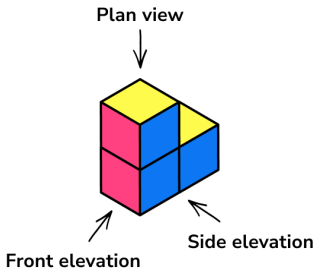
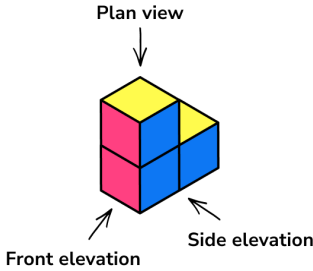
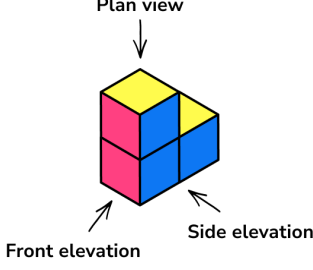
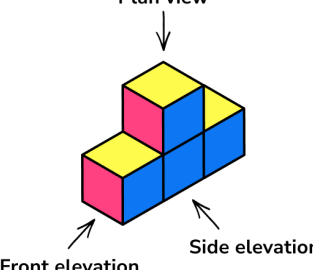






Side Elevation



(4 marks)

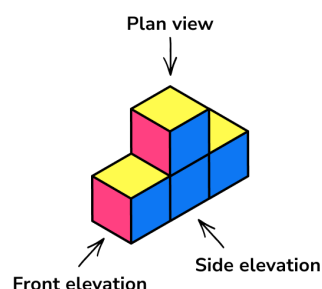
Plans and elevations - Answers

	Question	Answer
	Skill Questions	
Group A	<p>Accurately draw:</p> <p>1) Plan view</p>  <p>2) Front elevation</p>  <p>3) Side elevation</p>  <p>4) Plan view</p> 	<p>1) </p> <p>2) </p> <p>3) </p> <p>4) </p>

Plans and elevations - Answers

Group A
contd

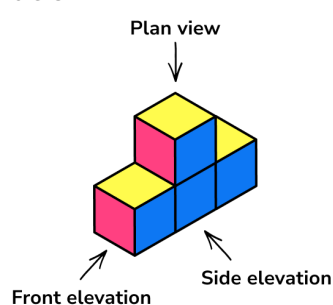
5) Front elevation



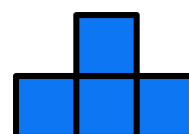
5)



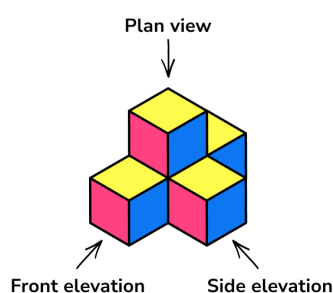
6) Side elevation




6)



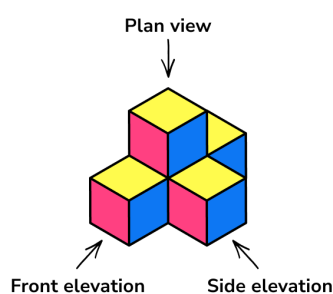
7) Plan view




7)



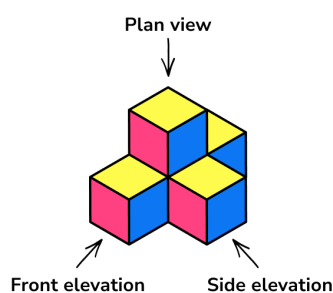
8) Front elevation



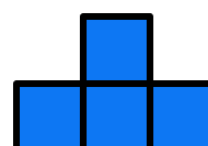
8)



9) Side elevation



9)

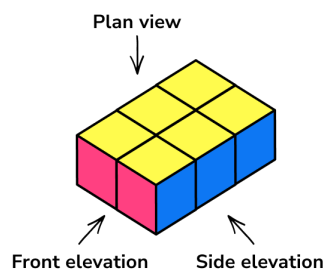


Plans and elevations - Answers

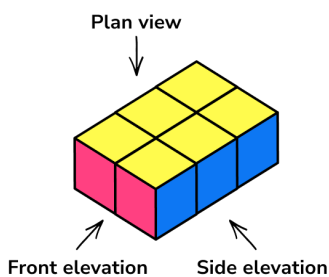
Group B

Accurately draw:

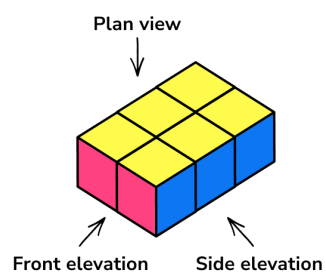
1) Plan view



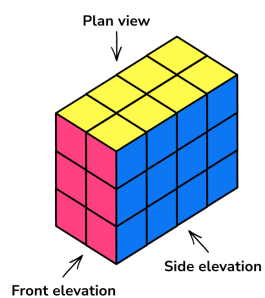
2) Front elevation



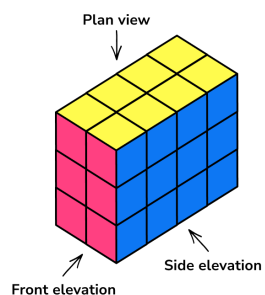
3) Side elevation




4) Plan view



5) Front elevation



1)



2)




3)



4)



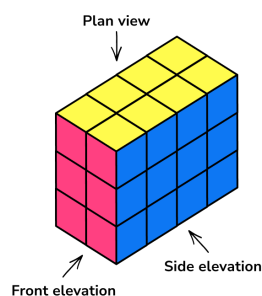
5)




Plans and elevations - Answers

Group B
contd

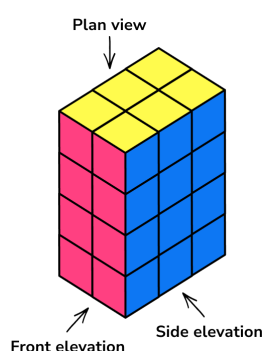
6) Side elevation




6)



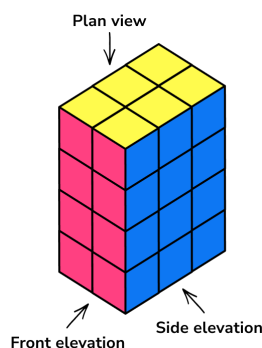
7) Plan view




7)



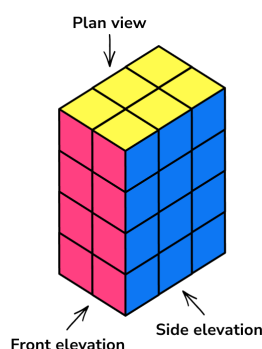
8) Front elevation




8)



9) Side elevation



9)

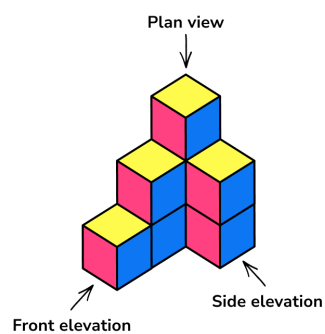


Plans and elevations - Answers

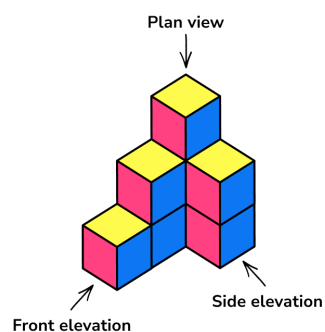
Group C

Accurately draw:

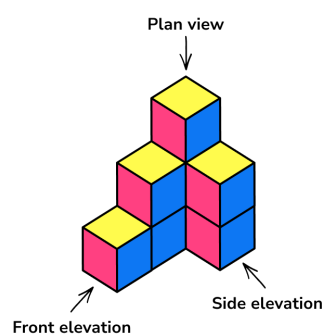
1) Plan view



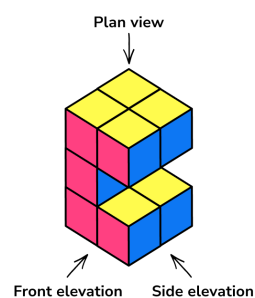
2) Front elevation




3) Side elevation




4) Plan view




1)




2)



3)



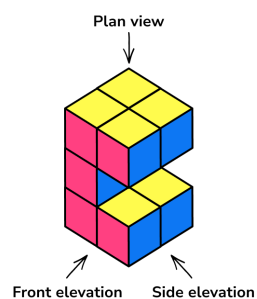
4)



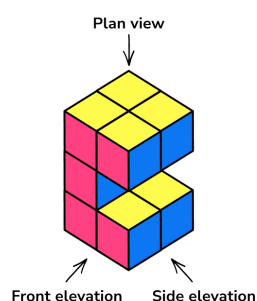
Plans and elevations - Answers

Group C
contd

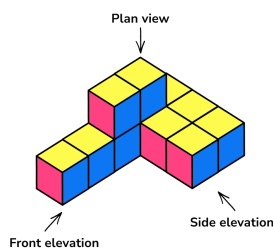
5) Front elevation



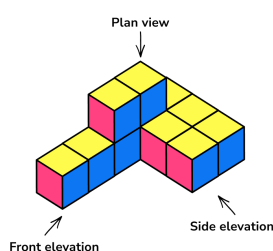
6) Side elevation



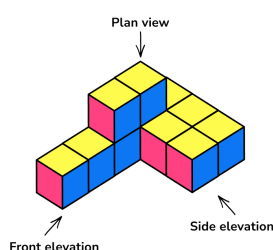
7) Plan view




8) Front elevation




9) Side elevation




5)




6)



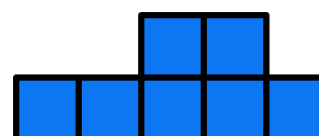
7)



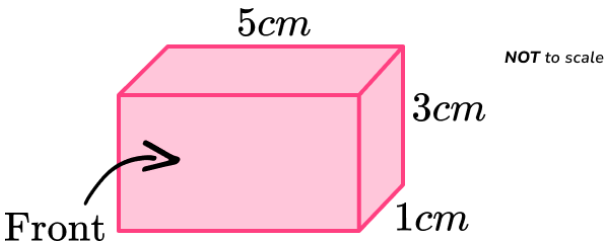
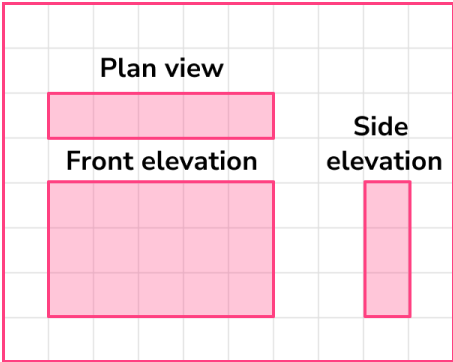
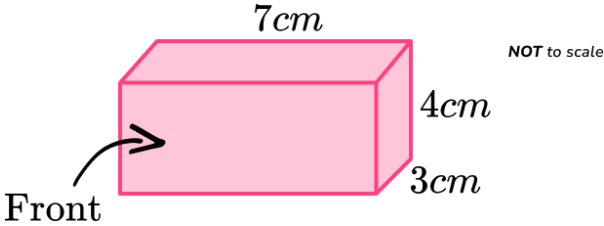
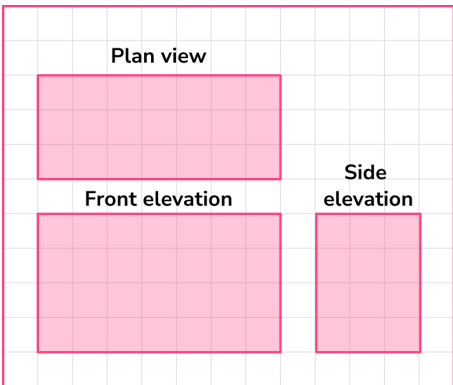


8)





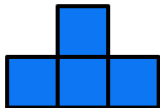

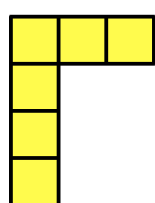


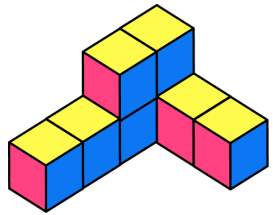
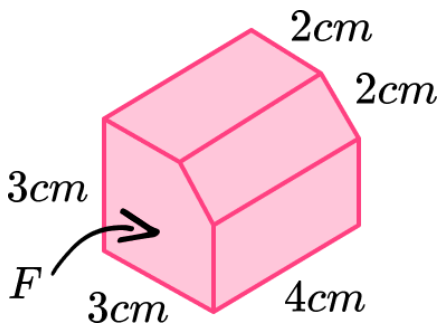
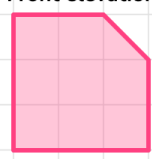





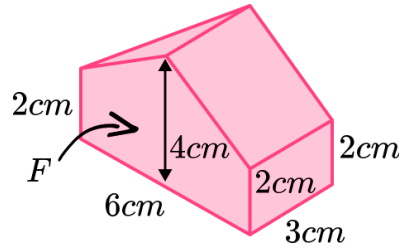






9)







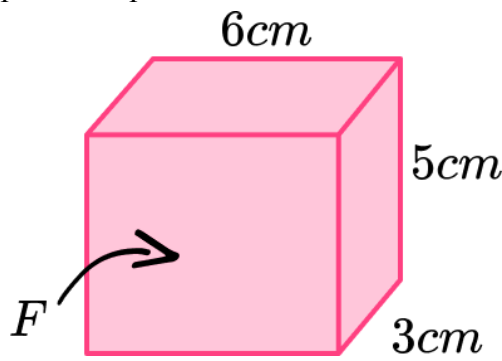
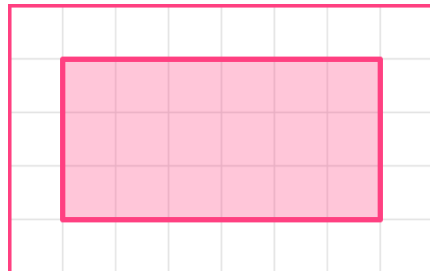
Plans and elevations - Answers

	Question	Answer
	Applied Questions	
1)	<p>a) Accurately draw the plan, front elevation and side elevation of this cuboid.</p> 	<p>a)</p> 
	<p>b) Accurately draw the plan, front elevation and side elevation of this cuboid.</p> 	<p>b)</p> 
2)	<p>a) The plan, front elevation and side elevation of a 3D shape are all the same, a square.</p>  <p>What is the name of the 3D shape?</p>	<p>a) Cube</p>
	<p>b) The plan, front elevation and side elevation of a 3D shape are all the same, a circle.</p>  <p>What is the name of the 3D shape?</p>	<p>b) Sphere</p>

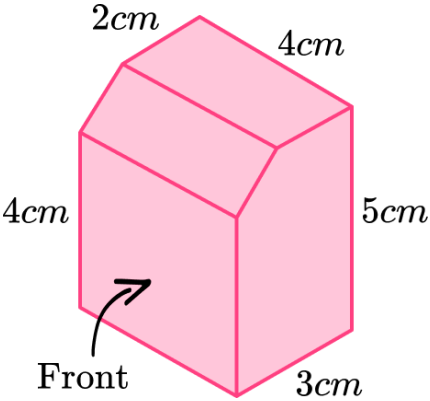
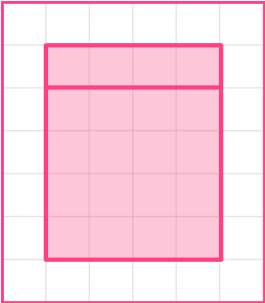
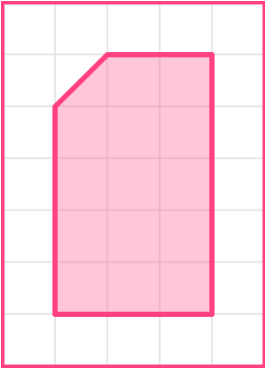
Plans and elevations - Answers

3)	<p>a) The plan, front elevation and side elevation of a 3D shape are below.</p> <p>Plan view Front elevation Side elevation</p> <div></div> <div></div> <div></div> <p>How many cubes are needed to make the 3D shape?</p>	<p>a) 6 cubes:</p> <div></div>				
	<p>b) The plan, front elevation and side elevation of a 3D shape are below.</p> <p>Plan view Front elevation Side elevation</p> <div></div> <div></div> <div></div> <p>How many cubes are needed to make the 3D shape?</p>	<p>b) 8 cubes:</p> <div></div>				
	<p>a) Draw accurately the front and side elevations of this shape.</p> <div></div>	<p>a)</p> <div><table><tr><th>Front elevation</th><th>Side elevation</th></tr><tr><td></td><td></td></tr></table></div>	Front elevation	Side elevation		
Front elevation	Side elevation					
						
	<p>b) Draw accurately the front and side elevations of this shape.</p> <div></div>	<p>b)</p> <div><table><tr><th>Front elevation</th><th>Side elevation</th></tr><tr><td></td><td></td></tr></table></div>	Front elevation	Side elevation		
Front elevation	Side elevation					
						

Plans and elevations - Mark Scheme

	Question	Answer	
	Exam Questions		
1)	<p>The front elevation, side elevation and plan view of a solid are shown.</p>  <p>Which of these solids corresponds to the views?</p> <p>Cylinder Cuboid Cone Sphere</p>	Cone	(1)
2)	<p>The plan view, front elevation and side elevation of a solid are shown.</p> <div style="display: flex; justify-content: space-around; align-items: flex-start;"> <div style="text-align: center;"> <p>Plan</p>  </div> <div style="text-align: center;"> <p>Front elevation</p>  </div> <div style="text-align: center;"> <p>Side elevation</p>  </div> </div> <p>How many cubes are used to make the solid?</p> <p>6 9 12 15</p>	9	(1)
3)	<p>The diagram shows a prism with a cross section in the shape of a trapezium.</p>  <p>On the centimetre grid draw accurately the plan of the cuboid.</p>	 <p>Rectangle Rectangle - 6 cm by 3 cm</p>	<p>(1)</p> <p>(1)</p>

Plans and elevations - Mark Scheme

4)	<p>The diagram shows a prism.</p>  <p>On the grid draw accurately the front elevation and the side elevation.</p>	<p>Front elevation:</p>  <p>4 by 5 rectangle Line across in correct place</p> <p>Side elevation:</p>  <p>Trapezium with base 3 and height 5 For the correct trapezium</p>	<p>(1) (1)</p> <p>(1) (1)</p>
----	--	--	---------------------------------------

Do you have KS4 students who need additional support in maths?

Our specialist tutors will help them develop the skills they need to succeed at GCSE in weekly one to one online revision lessons. Trusted by secondary schools across the UK.

Visit thirdspacelearning.com to find out more.